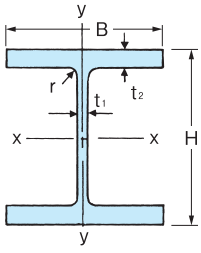
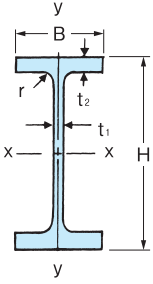


広幅H型鋼



呼称寸法 (高さx辺)	標準断面寸法mm				断面積 cm^2	単位重量 kg/m	断面2次モーメント cm^2		断面2次半径cm		断面係数 cm^3	
	HxB	t1	t2	r			lx	ly	ix	iy	Zx	Zy
100x100	100x100	6	8	8	21.59	16.9	378	134	4.18	2.49	75.6	26.7
125x125	125x125	6.5	9	8	30.00	23.6	839	293	5.29	3.13	134	46.9
150x150	150x150	7	10	8	39.65	31.1	1,620	563	6.40	3.77	216	75.1
175x175	175x175	7.5	11	13	51.42	40.4	2,900	984	7.50	4.37	331	112
200x200	200x200	8	12	13	63.53	49.9	4,720	1,600	8.62	5.02	472	160
250x250	250x250	9	14	13	91.43	71.8	10,700	3,650	10.80	6.32	860	292
300x300	300x300	10	15	13	118.4	93.0	20,200	6,750	13.10	7.55	1,350	450
350x350	350x350	12	19	13	171.9	135.0	39,800	13,600	15.20	8.89	2,280	776
400x400	400x400	13	21	22	218.7	172.0	66,600	22,400	17.50	10.10	3,330	1,120

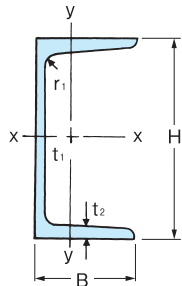
細幅H型鋼 (一部中幅含む)



呼称寸法 (高さx辺)	標準断面寸法mm				断面積 cm^2	単位重量 kg/m	断面2次モーメント cm^2		断面2次半径cm		断面係数 cm^3	
	HxB	t1	t2	r			lx	ly	ix	iy	Zx	Zy
150x75	150x75	5	7	8	17.85	14.0	666	49.5	6.11	1.66	88.8	13.2
175x90	175x90	5	8	8	22.90	18.0	1,210	97.5	7.26	2.06	138	21.7
200x100	198x99	4.5	7	8	22.69	17.8	1,540	113	8.25	2.24	156	22.9
	200x100	5.5	8	8	26.67	20.9	1,810	134	8.23	2.24	181	26.7
250x125	248x124	5	8	8	31.99	25.1	3,450	255	10.4	2.82	278	41.1
	250x125	6	9	8	36.97	29.0	3,960	294	10.4	2.82	317	47.0
300x150	298x149	5.5	8	13	40.80	32.0	6,320	442	12.4	3.29	424	59.3
	300x150	6.5	9	13	46.78	36.7	7,210	508	12.4	3.29	481	67.7
350x175	346x174	6	9	13	52.45	41.2	11,000	791	14.5	3.88	638	91.0
	350x175	7	11	13	62.91	49.4	13,500	984	14.6	3.96	771	112
400x200	396x199	7	11	13	71.41	56.1	19,800	1,450	16.6	4.50	999	145
	400x200	8	13	13	83.37	65.4	23,500	1,740	16.8	4.56	1,170	174
450x200	404x201	9	15	13	95.41	74.9	27,200	2,030	16.9	4.62	1,350	202
	446x199	8	12	13	82.97	65.1	28,100	1,580	18.4	4.36	1,260	159
500x200	450x200	9	14	13	95.43	74.9	32,900	1,870	18.6	4.43	1,460	187
	496x199	9	14	13	99.29	77.9	40,800	1,840	20.3	4.31	1,650	185
600x200	500x200	10	16	13	112.2	88.2	46,800	2,140	20.4	4.36	1,870	214
	506x201	11	19	13	129.3	102	55,500	2,580	20.7	4.46	2,190	256
	596x199	10	15	13	117.8	93	66,600	1,980	23.8	4.10	2,240	199
	600x200	11	17	13	131.7	103	75,600	2,270	24.0	4.16	2,520	227
600x300	606x201	12	20	13	149.8	118	88,300	2,720	24.3	4.26	2,910	270
	612x202	13	23	13	168.0	132	101,000	3,170	24.6	4.35	3,310	314
	594x302	14	23	13	217.1	170	134,000	10,600	24.8	6.98	4,500	700
700x300	700x300	13	24	18	231.5	182	197,000	10,800	29.2	6.83	5,640	721
800x300	800x300	14	26	18	263.5	207	286,000	11,700	33.0	6.67	7,160	781
900x300	900x300	16	28	18	305.8	240	404,000	12,600	36.4	6.43	8,990	842

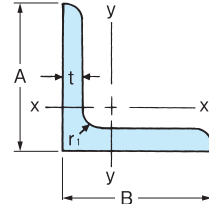
みぞ型鋼・等辺山形鋼

■みぞ形鋼



標準断面寸法mm				断面積 cm^2	単位重量 kg/m	断面2次モーメント cm^2		断面2次半径cm		断面係数 cm^3	
HxB	t1	t2	r			lx	ly	ix	iy	Zx	Zy
100x50	5	7.5	8	11.92	9.36	188	26.0	3.97	1.48	37.6	7.52
125x65	6	8	8	17.11	13.4	424	61.8	4.98	1.90	67.8	13.4
150x75	6.5	10	10	23.71	18.6	861	117	6.03	2.22	115	22.4
180x75	7	10.5	11	27.20	21.4	1,380	131	7.12	2.19	140	28.3
200x90	8	13.5	14	38.65	30.3	2,490	277	8.02	2.68	249	44.2
250x90	9	13	14	44.07	34.6	4,180	294	9.74	2.58	334	44.5
300x90	9	13	14	48.57	38.1	6,440	309	11.5	2.52	429	45.7
380x100	13	20	24	85.71	67.3	17,600	655	14.5	2.76	926	87.8

■等辺山形鋼



標準断面寸法mm	断面積 cm^2	単位重量 kg/m	断面2次モーメント cm^2			断面2次半径cm			断面係数 cm^3		
			lx	最大lu	最小lv	ix	最大iu	最小iv			
50x50	6	6.5	5.644	4.43	12.6	20.0	5.23	1.50	1.88	0.963	3.55
60x60	5	6.5	5.802	4.55	19.6	31.2	8.09	1.84	2.32	1.18	4.52
65x65	6	8.5	7.527	5.91	29.4	46.6	12.2	1.98	2.49	1.27	6.26
70x70	6	8.5	8.127	6.38	37.1	58.9	15.3	2.14	2.69	1.37	7.33
75x75	6	8.5	8.727	6.85	46.1	73.2	19.0	2.30	2.90	1.48	8.47
80x80	6	8.5	9.327	7.32	56.4	89.6	23.2	2.46	3.10	1.58	9.70
90x90	10	10	17.00	13.3	125	199	51.7	2.71	3.42	1.74	19.5
100x100	10	10	19.00	14.9	175	278	72.0	3.04	3.83	1.95	24.4
120x120	8	12	18.76	14.7	258	410	106	3.71	4.67	2.38	29.5
130x130	9	12	22.74	17.9	366	583	150	4.01	5.06	2.57	38.7
150x150	12	14	34.77	27.3	740	1,180	304	4.61	5.82	2.96	68.1